

# Q.PEAK DUO L-G7.3

## 390-410

ENDURING HIGH  
PERFORMANCE



### Q.ANTUM TECHNOLOGY: LOW LEVELISED COST OF ELECTRICITY

Higher yield per surface area, lower BOS costs, higher power classes, and an efficiency rate of up to 20.6%.



### INNOVATIVE ALL-WEATHER TECHNOLOGY

Optimal yields, whatever the weather with excellent low-light and temperature behaviour.



### ENDURING HIGH PERFORMANCE

Long-term yield security with Anti LID Technology, Anti PID Technology<sup>1</sup>, Hot-Spot Protect and Traceable Quality Tra.Q™.



### EXTREME WEATHER RATING

High-tech aluminium alloy frame, certified for high snow (5400 Pa) and wind loads (2400 Pa).



### A RELIABLE INVESTMENT

Inclusive 12-year product warranty and 25-year linear performance warranty<sup>2</sup>.



### STATE OF THE ART MODULE TECHNOLOGY

Q.ANTUM DUO combines cutting edge cell separation and innovative wiring with Q.ANTUM Technology.

<sup>1</sup> APT test conditions according to IEC / TS 62804-1:2015, method B (-1500 V, 168 h)

<sup>2</sup> See data sheet on rear for further information.

### THE IDEAL SOLUTION FOR:



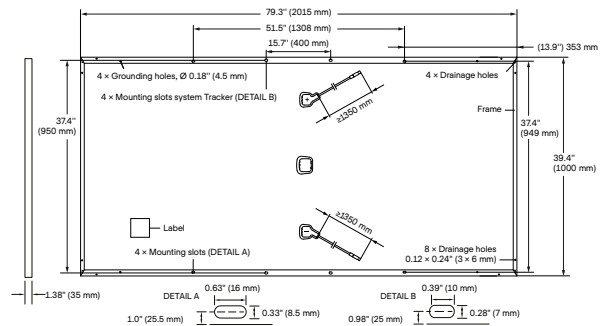
Rooftop arrays on commercial/industrial buildings



Ground-mounted solar power plants

## MECHANICAL SPECIFICATION

Format	79.3 in × 39.4 in × 1.38 in (including frame) (2015 mm × 1000 mm × 35 mm)
Weight	50.7 lbs (23.0 kg)
Front Cover	0.13 in (3.2 mm) thermally pre-stressed glass with anti-reflection technology
Back Cover	Composite film
Frame	Anodized aluminum
Cell	6 × 24 monocrystalline Q.ANTUM solar half cells
Junction Box	2.09-3.98 × 1.26-2.36 × 0.59-0.71 in (53-101 × 32-60 × 15-18 mm), Protection class IP67, with bypass diodes
Cable	4 mm <sup>2</sup> Solar cable; (+) ≥53.1 in (1350 mm), (-) ≥53.1 in (1350 mm)
Connector	Stäubli MC4-Evo2, Hanwha Q CELLS HQC4, Amphenol UTX, Renhe 05-8, JMTHY JM601A; Tongling Cable01S-F, IP68 or Friends PV2e; IP67

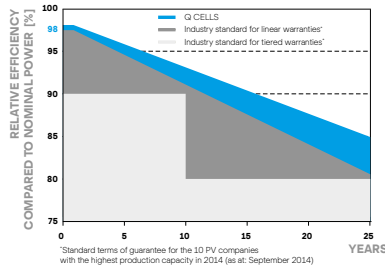


## ELECTRICAL CHARACTERISTICS

POWER CLASS			390	395	400	405	410
MINIMUM PERFORMANCE AT STANDARD TEST CONDITIONS, STC <sup>1</sup> (POWER TOLERANCE +5 W / -0 W)							
Minimum	Power at MPP <sup>1</sup>	P <sub>MPP</sub> [W]	390	395	400	405	410
	Short Circuit Current <sup>1</sup>	I <sub>SC</sub> [A]	10.10	10.14	10.19	10.23	10.28
	Open Circuit Voltage <sup>1</sup>	V <sub>OC</sub> [V]	48.44	48.70	48.96	49.22	49.48
	Current at MPP	I <sub>MPP</sub> [A]	9.61	9.66	9.70	9.75	9.79
	Voltage at MPP	V <sub>MPP</sub> [V]	40.57	40.90	41.23	41.56	41.88
	Efficiency <sup>1</sup>	η [%]	≥19.4	≥19.6	≥19.9	≥20.1	≥20.3
MINIMUM PERFORMANCE AT NORMAL OPERATING CONDITIONS, NMOT <sup>2</sup>							
Minimum	Power at MPP	P <sub>MPP</sub> [W]	292.1	295.8	299.6	303.3	307.0
	Short Circuit Current	I <sub>SC</sub> [A]	8.14	8.17	8.21	8.24	8.28
	Open Circuit Voltage	V <sub>OC</sub> [V]	45.67	45.92	46.17	46.41	46.66
	Current at MPP	I <sub>MPP</sub> [A]	7.57	7.60	7.64	7.67	7.71
	Voltage at MPP	V <sub>MPP</sub> [V]	38.60	38.92	39.23	39.54	39.84

<sup>1</sup>Measurement tolerances P<sub>MPP</sub> ±3%; I<sub>SC</sub>; V<sub>OC</sub> ±5% at STC: 1000 W/m<sup>2</sup>, 25 ±2°C, AM 1.5 according to IEC 60904-3 • 800 W/m<sup>2</sup>, NMOT, spectrum AM 1.5

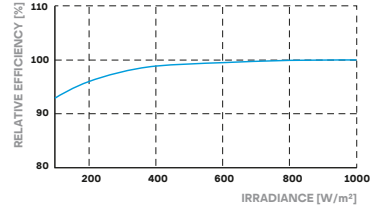
### Q CELLS PERFORMANCE WARRANTY



At least 98% of nominal power during first year. Thereafter max. 0.54% degradation per year. At least 93.1% of nominal power up to 10 years. At least 85% of nominal power up to 25 years.

All data within measurement tolerances. Full warranties in accordance with the warranty terms of the Q CELLS sales organisation of your respective country.

### PERFORMANCE AT LOW IRRADIANCE



Typical module performance under low irradiance conditions in comparison to STC conditions (25°C, 1000 W/m<sup>2</sup>)

### TEMPERATURE COEFFICIENTS

Temperature Coefficient of I <sub>SC</sub>	α [%/K]	+0.04	Temperature Coefficient of V <sub>OC</sub>	β [%/K]	-0.27
Temperature Coefficient of P <sub>MPP</sub>	γ [%/K]	-0.35	Nominal Module Operating Temperature	NMOT [°F]	109 ± 5.4 (43 ± 3°C)

## PROPERTIES FOR SYSTEM DESIGN

Maximum System Voltage V <sub>sys</sub>	[V]	1500 (IEC)/1500 (UL)	PV module classification	Class II
Maximum Series Fuse Rating	[A DC]	20	Fire Rating based on ANSI / UL 61730	TYPE 1
Max. Design Load, Push / Pull <sup>3</sup>	[lbs/ft <sup>2</sup> ]	75 (3600 Pa) / 33 (1600 Pa)	Permitted Module Temperature on Continuous Duty	-40°F up to +185°F (-40°C up to +85°C)
Max. Test Load, Push / Pull <sup>3</sup>	[lbs/ft <sup>2</sup> ]	113 (5400 Pa) / 50 (2400 Pa)		

<sup>3</sup> See Installation Manual

## QUALIFICATIONS AND CERTIFICATES

UL 61730, CE-compliant,  
U.S. Patent No. 9,893,215  
(solar cells)



## PACKAGING INFORMATION

	Horizontal packaging	Vertical packaging	Horizontal packaging	Vertical packaging	Horizontal packaging	Vertical packaging	Horizontal packaging	Vertical packaging
Length	81.1 in	84.6 in	40.9 in	45.3 in	47.1 in	46.1 in	1556 lbs	1603 lbs
Width	2060 mm	2090 mm	1040 mm	1150 mm	1196 mm	1170 mm	706 kg	727 kg
Weight								
Pallets	24	27	22	22	24	27	24	27
Modules	22	22	22	22	22	22	22	22

**Note:** Installation instructions must be followed. See the installation and operating manual or contact our technical service department for further information on approved installation and use of this product. Q CELLS supplies solar modules in two different stacking methods, depending on the location of manufacture (modules are packed horizontally or vertically). You can find more detailed information in the document "Packaging and Transport Information", available from Q CELLS.

Hanwha Q CELLS America Inc.

400 Spectrum Center Drive, Suite 1400, Irvine, CA 92618, USA | TEL +1 949 748 59 96 | EMAIL inquiry@us.q-cells.com | WEB www.q-cells.us