




# VERTICAL PACKAGING AND TRANSPORT INFORMATION FOR Q CELLS SOLAR MODULES Q.PEAK DUO L-G8.X · B.LINE PEAK DUO L-G8.X

SCOPE OF DELIVERY	
Scope of delivery	<ul style="list-style-type: none"> <li>Solar modules in box (as described below)</li> <li>1× delivery receipt with specifications of pallet numbers (box IDs)</li> <li>1× safety information</li> <li>1× packing list with Module ID numbers on each box</li> </ul> <p>Measured module current-voltage parameters ("flasher list") are sent parallel to the delivery per email.</p>
Handling units	The smallest handling unit is a completely filled transport box, as described below. A partially filled transport box will only be sent in special cases after prior agreement (may involve additional costs).
TECHNICAL DATA PACKAGING / STACKABILITY	
Box type	Corrugated board container on wooden pallet
Outer dimensions (incl. pallet)	approx. 84.7 × 45.3 × 47.2 in (2150 × 1150 × 1200 mm)
Approx. tare weight	110.2 lbs (50 kg)
Box outside view	
Box inside view	
Modules per box	30
Approx. gross weight (full box)	1731 lbs (785 kg) for Q.PEAK DUO L-G8, Q.PEAK DUO L-G8.3, Q.PEAK DUO L-G8.3 / BFF, Q.PEAK DUO L-G8.3 / BFT, B.LINE PEAK DUO L-G8, B.LINE PEAK DUO L-G8.3, B.LINE PEAK DUO L-G8.3 / BFF, B.LINE PEAK DUO L-G8.3 / BFT 1764 lbs (800 kg) for Q.PEAK DUO L-G8.1, Q.PEAK DUO L-G8.2, B.LINE PEAK DUO L-G8.1, B.LINE PEAK DUO L-G8.2
Max. no. of stacked boxes for transport	1 on 1 (batch of 2)
Max. no. of stacked boxes for storage	2 on 1 (batch of 3)
LOADING	
Typical truck loading 53' trailer (47' 6" × 98.5" × 108")	24 pallets (12 × 2 lengthwise) Maximum allowed volume
Typical 40' high cube container load (26 tons; 12.04–12.06 × 2.33–2.36 × 2.68 m³)	22 pallets (10 × 2 lengthwise, 1 × 2 crosswise) Maximum allowed volume
Truck specification and transit support	 <p>Q CELLS conducts pre-delivery check of all trucks. Generally, only trucks are approved for loading which are roadworthy and ready for operation. Q CELLS loads, stores and fastens the goods safe for transport. The carrier must approve of the safe storage. The load securing complies to the state of the art in accordance with the respective legal regulations (e.g. Road Traffic Act). The carrier must provide appropriate tools for securing the load. Trucks without appropriate equipment to secure the load will not be loaded and will be prohibited to transport the modules. For ecological reasons, Q CELLS always aspires a complete loading of the truck.</p>

# HORIZONTAL PACKAGING AND TRANSPORT INFORMATION FOR Q CELLS SOLAR MODULES Q.PEAK DUO L-G8.X · B.LINE PEAK DUO L-G8.X

SCOPE OF DELIVERY	
Scope of delivery	<ul style="list-style-type: none"> <li>Solar modules in box (as described below)</li> <li>1× delivery receipt with specifications of pallet numbers (box IDs)</li> <li>1× safety information</li> <li>1× packing list with Module ID numbers on each box</li> </ul> Measured module current-voltage parameters ("flasher list") are sent parallel to the delivery per email.
Handling units	The smallest handling unit is a completely filled transport box, as described below. A partially filled transport box will only be sent in special cases after prior agreement (may involve additional costs).
TECHNICAL DATA PACKAGING / STACKABILITY	
Box type	144 cell modules in the version of 29 modules per wooden pallet
Outer dimensions (incl. pallet)	approx. 83.9 × 42.5 × 47.1 in (2130 × 1080 × 1196 mm)
Approx. tare weight	88.2 lbs (40 kg)
Box outside view	
Modules per box	29
Approx. gross weight (full box)	1655 lbs (751 kg) for Q.PEAK DUO L-G8, Q.PEAK DUO L-G8.3, Q.PEAK DUO L-G8.3/BFF, Q.PEAK DUO L-G8.3/BFT, B.LINE PEAK DUO L-G8, B.LINE PEAK DUO L-G8.3, B.LINE PEAK DUO L-G8.3/BFF, B.LINE PEAK DUO L-G8.3/BFT 1687 lbs (765 kg) for Q.PEAK DUO L-G8.1, Q.PEAK DUO L-G8.2, B.LINE PEAK DUO L-G8.1, B.LINE PEAK DUO L-G8.2
Max. no. of stacked boxes for transport	1 on 1 (batch of 2)
Max. no. of stacked boxes for storage	2 on 1 (batch of 3)
LOADING	
Typical truck loading 53' trailer (47' 6" × 98.5" × 108")	24 pallets (12 × 2 lengthwise) Maximum allowed volume
Typical 40' high cube container load (26 tons; 12.04 –12.06 × 2.33 –2.36 × 2.68 m³)	22 pallets (10 × 2 lengthwise, 1 × 2 crosswise) Maximum allowed volume
Truck specification and transit support	 <p>Q CELLS conducts pre-delivery check of all trucks. Generally, only trucks are approved for loading which are roadworthy and ready for operation. Q CELLS loads, stores and fastens the goods safe for transport. The carrier must approve of the safe storage. The load securing complies to the state of the art in accordance with the respective legal regulations (e.g. Road Traffic Act). The carrier must provide appropriate tools for securing the load. Trucks without appropriate equipment to secure the load will not be loaded and will be prohibited to transport the modules. For ecological reasons, Q CELLS always aspires a complete loading of the truck.</p>

Hanwha Q CELLS America Inc.  
400 Spectrum Center Drive, Suite 1400, Irvine, CA 92618, USA | TEL +1 949 748 59 96 | EMAIL inquiry@us.q-cells.com | WEB www.q-cells.us